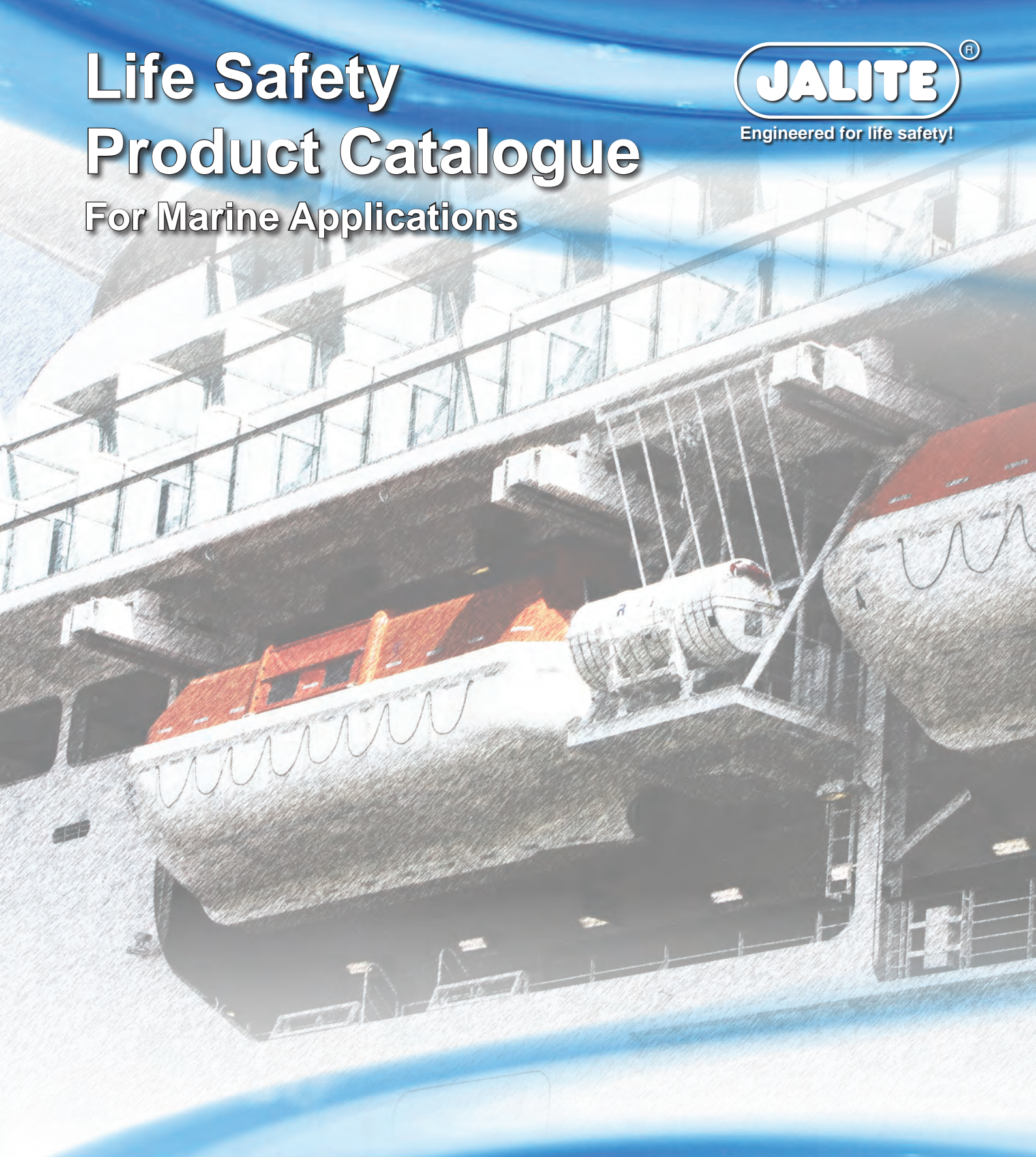


Life Safety Product Catalogue For Marine Applications



Engineered for life safety!



IMO



Maritime Signs

The need for IMO (International Maritime Organization), Hazard Warning, Mandatory, Prohibition, Safe Condition and Fire Fighting Equipment Signs is requirement under International Maritime Organisation SOLAS (Safety of Life at Sea) Regulations that all Life Saving Appliances and Safety Equipment are identified and located using standard and internationally recognised symbols.



INTERNATIONAL STANDARDS SPECIFICATIONS & REQUIREMENTS



British Standards Institution (BSI)



International Maritime Organization (IMO)




International Standard Organization (ISO)

<p>BS ISO 17631:2002 Ships and marine technology - Shipboard plans for fire protection, life-saving appliances and means of escape.</p> <p>BS ISO 15370:2010 Ships and marine technology - Low-location lighting on passenger ships - Arrangement.</p> <p>SOLAS SOLAS regulation 11-2. Consolidated Edition, 2004.</p> <p>IMO Resolution A.752(18) Guidelines for the evaluation, testing and application of low location lighting on passenger ships.</p> <p>BS EN ISO 7010:2012 Graphical symbols - Safety colours and safety signs - Safety signs used in workplaces and public areas.</p> <p>ISO 9186-1:2007 Test methods - Part 1: Methods for testing comprehensibility.</p> <p>ISO 9186-2:2008 Test methods - Part 2: Methods for testing perceptual quality.</p> <p>BS ISO 20712-1:2008 Specifications for water safety signs used in workplaces and public areas.</p>	<p>BS ISO 3864-1:2011 Graphical symbols - Safety colours and safety signs Part 1: Design principles for safety signs and safety markings.</p> <p>BS ISO 3864-3:2012 Graphical symbols - Safety colours and safety signs Part 3: Design principles for graphical symbols for use in safety signs.</p> <p>BS ISO 3864-4:2011 Graphical symbols - Safety colours and safety signs Part 4: Colorimetric and photometric properties of safety sign materials.</p> <p>BS ISO 17398:2004 Safety colours and safety signs - Classification, performance and durability of safety signs.</p> <p>BS ISO 16069:2017 Graphical symbols - Safety signs - Safety way guidance systems (SWGS)</p> <p>DIN 67 510 Part 1: 2009 Phosphorescent pigments and products Measurement and identification by the manufacturer.</p> <p>DIN 67 510 Part 4: 2008 Phosphorescent pigments and products Luminance requirements for photoluminescent materials.</p>
--	--

CERTIFICATION, ACCREDITATION & APPROVALS



JALITE photoluminescent materials have been tested to achieve Lloyds Type Approval certification for marine, offshore, industrial and commercial application for safety signs and escape route illumination systems.



JALITE Photoluminescent Low Location Lighting systems have achieved Marine Equipment Directive certification under Annex A.1/3.4. To meet the requirements of:

- SOLAS 74 Life-Saving Appliances
- Fire Retardance: IEC6092-101: 1980
- Luminance test: DIN 67 510 Part 1:2009 & Part 4:2008
IMO Resolution A.752(18)
BS ISO 15370:2010

FINDING A PRODUCT

Step 1: Unique Product Code

Look out for the code number at the bottom left of a sign. See example 1 & 2 on your right. (Code number: 4690)

Step 2: Product Size

Quote available size letter code when ordering.

Code	Size (mm)	Code	Size (mm)	Code	Size (mm)	Code	Size (mm)	Code	Size (mm)
A	100 x 100	B	80 x 80	C	150 x 150	D	200 x 150	DD	300 x 225
E	200 x 200	F	200 x 225	G	150 x 300	H	130 x 390	I	200 x 400
ID	100 x 150	J	200 x 450	K	150 x 400	L	100 x 200	M	80 x 200
N	50 x 150	P	150 x 75	PT	100 x 300	Q	300 x 300	T	120 x 340
U	150 x 450	W	250 x 500	X	250 x 600	Y	100 x 150	YY	200 x 300

Step 3: Material

The following materials are used to manufacture the products in this catalogue. Type of material is also quoted on each page, please check when ordering.

JALITE Material	Prefix	Suffix
Jalite AAA Photoluminescent self adhesive vinyl	-	V
Jalite AAA Photoluminescent rigid pvc	-	R

Ordinary Material	Prefix	Suffix
White rigid pvc	W	R
White self adhesive vinyl	W	V
White exterior rigid pvc	WX	R

Example 1.



4690 G
4690 L

Unique Product Code


Example 2.



4690 G
4690 L

Size Letter Codes

LIFEBUOY



Lifebuoy

4506 C



Lifebuoy with line

4507 C



Lifebuoy with light

4508 C



Lifebuoy with light and smoke

4509 C



Lifebuoy with light and line

4013 C

LIFEJACKET




Infant lifejacket

4143 C



Childs lifejacket

4511 C



Lifejacket

4510 C



Large lifejacket

4145 C

EVACUATION



Embarkation ladder

4504 C




Evacuation slide

4505 C



Evacuation chute

4604 C



Scramble net

4989 C

SURVIVAL EQUIPMENT



Emergency escape breathing device

4523 C



Smoke hood

4566 C



Abandonment suit

4920 C



Anti-exposure suit

4421 C



Immersion suit

4512 C



Thermal protective aid

4579 C



Survival suit

4679 C

PYROTECHNICS



Survival craft distress signal

4516 C



Rocket parachute flares

4517 C



Line-throwing appliance

4518 C

LIFEBOAT & LIFERAFT



Lifeboat

4500 C, 4500 Q



Liferaft

4502 C



Davit launched liferaft

4503 C

RESCUE EQUIPMENT




Rescue boat

4501 C



Survival craft portable radio

4513 C



EPIRB

4514 C



Radar transponder

4515 C



Voyage data recorder

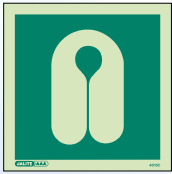
4139 C

IMO Resolution A.760(18)

SOLAS Chapter III, Regulation 20.10 requires signs to identify the locations of Life Saving Equipment.

Reference should be made to the symbols related to Life Saving Appliances and arrangements adopted by IMO by Resolution A.760(18).

LIFEJACKET



4015 C



4027 C



4522 N



4510 N



4000 N



4511 N



Frames are available in a range of colours




4015C (Lifejacket) & 4522N (Quantity) in frame

LIFEBUOY




4012C (Lifebuoy with light)




4010 C



4011 C



4012 C




4014 C



4130 C


PYROTECHNICS



4018 C



4427 C



4428 C


EVACUATION




4003 C




4860 C



4007 C



4008 C



4860 C
4860 E, 4860 Q



4870 C
4870 E, 4870 Q



4003C (Embarkation ladder)



4007C (Evacuation chute) & 4860C (Direction arrow)


RESCUE EQUIPMENT



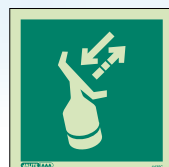
4017 C



4423 C



4424 C

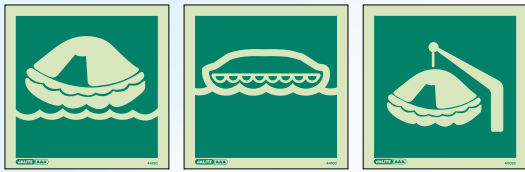


4425 C

Sizes:
C: 150 x 150mm, **E:** 200 x 200mm,
N: 50 x 150mm, **Q:** 300 x 300mm
 Please order as required,
 state: **(V)** for Self Adhesive Vinyl
 or **(R)** for Rigid PVC.




LIFEBOAT & LIFERAFT



4412 C

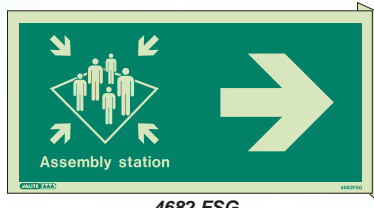
4410 C

4002 C

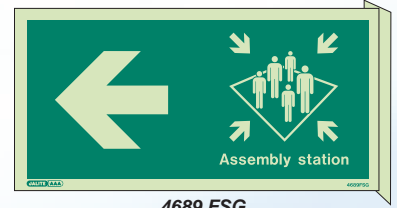


4412C (Liferaft)



EMERGENCY NOTICES & ASSEMBLY STATION



4682 FSG

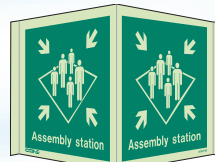


4689 FSG

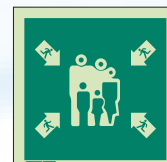


5581 DD

Emergency notices are available in different languages and to your own design on request.



4519 P20




4026 C, 4026 Q



4519 C, 4519 Q

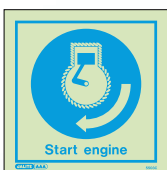
SURVIVAL INSTRUCTIONS



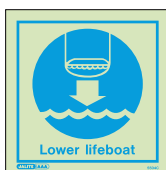
5501 C



5502 C



5503 C



5504 C



5505 C



5506 C



5507 C



5508 C



5509 C



5510 C



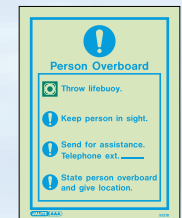
5060 D



5061 D



5062 D




5521 D


SURVIVAL EQUIPMENT




4150 C



4422 C



4029 C



4521 C

Sizes:

C: 150 x 150mm, D: 150 x 200mm,
DD: 225 x 300mm, Q: 300 x 300mm,
FSG: 150 x 300mm, P20: 200 x 200mm


Please order as required,
state: (V) for Self Adhesive Vinyl
or (R) for Rigid PVC.




LIFEBOAT & ASSEMBLY STATION



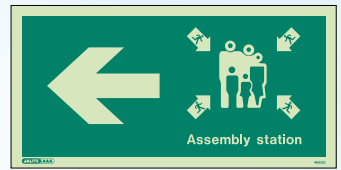
4690 G, 4690 L



4693 G, 4693 L



4680 G, 4680 L




4683 G, 4683 L




4699 G, 4699 L



4694 G, 4694 L




4688 G, 4688 L




4681 G, 4681 L



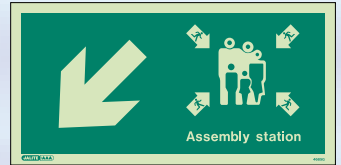
4691 G, 4691 L




4692 G, 4692 L



4684 G, 4684 L



4685 G, 4685 L



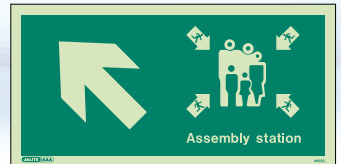
4695 G, 4695 L



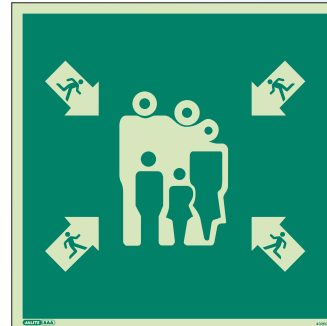
4696 G, 4696 L




4686 G, 4686 L




4687 G, 4687 L



4026 Q



4871 G



4410 Q



4621 G



4026 C



4871 P

Assembly Station & Embarkation

Use letters or numbers to identify assembly or embarkation stations and place them on the right hand side of the safety sign.



4871 P
4871 G



4872 P
4872 G



4873 P
4873 G



4874 P
4874 G



4875 P
4875 G



4876 P
4876 G



4877 P
4877 G



4878 P
4878 G




4410 C




4621 P



4621 P
4621 G



4622 P
4622 G



4623 P
4623 G



4624 P
4624 G



4625 P
4625 G



4626 P
4626 G



4627 P
4627 G



4628 P
4628 G



4629 P
4629 G



4620 P
4620 G

Assembly Station has the same meaning as Muster Station. Assembly / Embarkation Stations should be identified with the appropriate sign with an identification number or letter on the right side of the sign. Direction to Assembly / Embarkation Stations can be marked using the Assembly / Embarkation sign with a Direction Arrow.



Sizes:

C: 150 x 150mm, G: 150 x 300mm, L: 100 x 200mm, P: 75 x 150mm, Q: 300 x 300mm

Please order as required, state: (V) for Self Adhesive Vinyl or (R) for Rigid PVC.

ESCAPE ROUTE

Choosing a sign size:

The following examples show the recommended maximum viewing distance :



L: 100 x 200mm
Maximum viewing distance 13m



G: 150 x 300mm
Maximum viewing distance 22m



I: 200 x 400mm
Maximum viewing distance 30m



W: 250 x 500mm
Maximum viewing distance 39m



4344 G, 4344 L, 4344 I, 4344 W




4343 G, 4343 L, 4343 I, 4343 W



4979 G, 4979 L, 4979 I, 4979 W



4980 G, 4980 L, 4980 I, 4980 W



4975 G, 4975 L, 4975 I, 4975 W



4973 G, 4973 L, 4973 I, 4973 W




4977 G, 4977 L, 4977 I, 4977 W




4978 G, 4978 L, 4978 I, 4978 W

Double Sided




4343 DSG, 4343 DSI, 4343 DSW

Double Sided



4979 DSG, 4979 DSI, 4979 DSW

Double Sided



4978 DSG, 4978 DSI, 4978 DSW

Escape route signs

should be sited in conspicuous positions along the escape routes, priority given to the shortest possible route from any point. They are also required at every decision making point, indicating:

- Change of level.
- Change of direction.
- Identification of escape doors by siting signs above escape doors.

Wall Mounted Double Sided



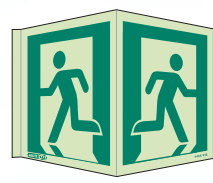
4344 FSG, 4344 FSI

Wall Mounted Double Sided



4343 FSG, 4343 FSI

Panoramic



4465 P20, 4465 P15

JALITE escape route signs conform to **International Standards** providing a standardised meaning of the direction of escape.

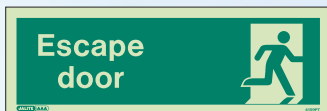
ESCAPE



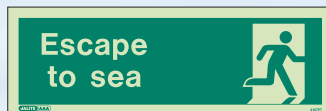
4166 PT



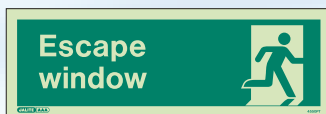
4158 PT



4159 PT



4157 PT



4550 PT

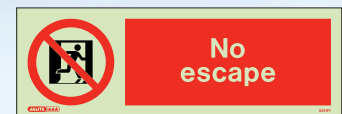
NO ESCAPE



8247 C, 8247 E



8251 D



8251 PT, 8251 M

Sizes:
C: 150 x 150mm, **D:** 150 x 200mm, **DSG:** 150 x 300mm, **DSI:** 200 x 400mm, **DSW:** 250 x 500mm, **E:** 200 x 200mm,
FSG: 150 x 300mm, **FSI:** 200 x 400mm, **G:** 150 x 300mm, **I:** 200 x 400mm, **L:** 100 x 200mm, **M:** 80 x 200mm, **PT:** 100 x 300mm,
P15: 150 x 150mm, **P20:** 200 x 200mm, **W:** 250 x 500mm

Please order as required, state: **(V)** for Self Adhesive Vinyl or **(R)** for Rigid PVC.

EMERGENCY EXIT



405 T, 405 K, 405 J



409 T, 409 K, 409 J



446 T, 446 K, 446 J



447 T, 447 K, 447 J



443 T, 443 K, 443 J



444 T, 444 K, 444 J



448 T, 448 K, 448 J



449 T, 449 K, 449 J



401 T, 401 K, 401 J



446T (Exit)

Double Sided



405 DST, 405 DSK, 405 DSJ

Double Sided



449 DST, 449 DSK, 449 DSJ

Double Sided



448 DST, 448 DSK, 448 DSJ

ESCAPE ROUTE



4167 PT



4168 PT



4171 PT



4172 PT



4173 PT



4169 PT



4174 PT



4170 PT



4173PT (Escape Direction)

Sizes:

DSJ: 200 x 450mm, DSK: 150 x 400mm,
DST: 120 x 340mm, J: 200 x 450mm, K: 150 x 400mm,
PT: 100 x 300mm, T: 120 x 340mm

Please order as required,
state: (V) for Self Adhesive Vinyl or (R) for Rigid PVC.

ISO 17398 Safety colours & safety signs - Classification, performance & durability of safety signs

This International Standard specifies requirement for a performance related classification system for safety signs according to expected service environment, including photometric properties.




STAIRWAY & DECK LOCATION / IDENTIFICATION



4871 C, 4871 A



4872 C, 4872 A



4873 C, 4873 A




4874 C, 4874 A




4216 G



4871 C




4875 C, 4875 A



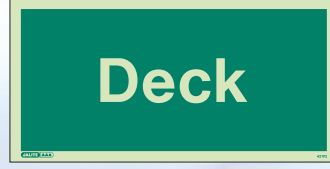
4876 C, 4876 A



4877 C, 4877 A



4878 C, 4878 A



4217 G



4621 C



4621 A
4621 C



4622 A
4622 C




4623 A
4623 C



4624 A
4624 C




4625 A
4625 C




4626 A
4626 C



4627 A
4627 C



4628 A
4628 C



4629 A
4629 C




4620 A
4620 C



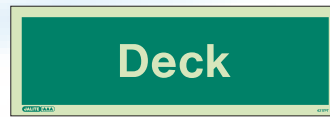
4217G (Deck), 4216G (Stairway), 4876C (Letter F), 4628C (Number 8)



4216 PT



4871 A



4217 PT

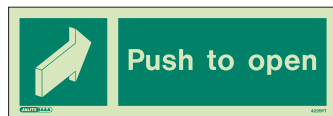


4621 A

EMERGENCY DOOR OPERATION



4227 PT, 4227 M



4226 PT, 4226 M



4461 A, 4461 C



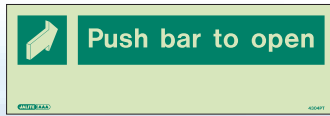
4462 A, 4462 C



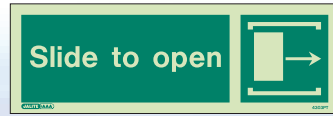
4525 A



4273 A



4304 PT, 4304 K



4303 PT



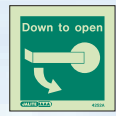
4249 A, 4249 C



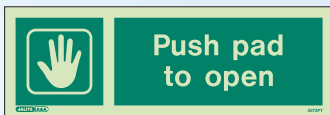
4250 A, 4250 C



4251 A, 4251 C




4252 A, 4252 C



4273 PT, 4273 M



4228 PT



4320 PT




4321 PT




4324 D



4042 A, 4042 C



4221 C



4219 C



4775 Y



4776 Y

Sizes:

A: 100 x 100mm, C: 150 x 150mm, D: 150 x 200mm, G: 150 x 300mm, K: 150 x 400mm, M: 80 x 200mm, PT: 100 x 300mm, Y: 100 x 150mm

Please order as required, state: (V) for Self Adhesive Vinyl or (R) for Rigid PVC.

MOBILITY IMPAIRED ACCESS & ASSISTANCE



WX9004 DD (Rigid Only)



WX9006 DD (Rigid Only)



W9275 C (Rigid Only)



WX9014 D (Rigid Only)



WX9000 DD (Rigid Only)

SAFE AREA & CALL POINT



4652 H, 4652 U (Rigid only)



4650 D, 4650 DD



4654 C, 4654 A



4004 C, 4004 A



4653 H, 4653 U (Rigid only)



4054 C, 4054 A



4155 C



4651 H, 4651 U (Rigid only)



4650 P20



6634 C, 6634 A



4313 Y, 4313 YY

LIFT PROHIBITED



6434C (In case of fire do not use lift)



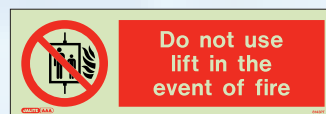
8276 C, 8276 E



6434 C



8143 D



8143 PT



8143 M



Sizes: A: 100 x 100mm, C: 150 x 150mm, D: 150 x 200mm, DD: 225 x 300mm E: 200 x 200mm, H: 130 x 390mm, M: 80 x 200mm, PT: 100 x 300mm, P20: 200 x 200mm, U: 150 x 450mm, Y: 100 x 150mm, YY: 200 x 300mm

Please order as required, state: (V) for Self Adhesive Vinyl or (R) for Rigid PVC.

BREATHING APPARATUS - EEBD



4394 C, 4394 E

Wall Mounted Double Sided



4394 FS15, 4394 FS20




4379 PT

Wall Mounted Double Sided



4379 FSPT

Panoramic



4394 P15, 4394 P20



4523 C



4523 PT



4523 M

SPECIAL ESCAPE & RESCUE EQUIPMENT



4058 C, 4058 E



4020 C, 4020 E



4601 C, 4601 E



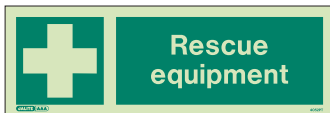
4602 C, 4602 E



4024 PT, 4024 M



4603 C, 4603 E

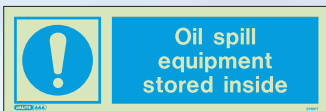


4052 PT, 4052 M

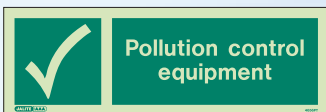


4601C (Donut station)

OIL SPILL & POLLUTION CONTROL




5516 PT

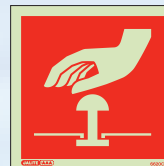


4656 PT, 4656 M


EMERGENCY STOP



4182 C, 4182 E



6620 C, 6620 E



6001 C, 6001 E



4237 M




6611 M

Sizes:

C: 150 x 150mm, E: 200 x 200mm, FSPT: 100 x 300mm, FS15: 150 x 150mm, FS20: 200 x 200mm, M: 80 x 200mm, PT: 100 x 300mm, P15: 150 x 150mm, P20: 200 x 200mm

Please order as required, state: (V) for Self Adhesive Vinyl or (R) for Rigid PVC.

FIRST AID



4175 C, 4175 E

Wall Mounted Double Sided



4175 FS15, 4175 FS20

Panoramic



4175 P15, 4175 P20



4175C (First Aid)



4236 D




4236 PT, 4236 M



4986 M

DEFIBRILLATOR



4347 C, 4347 E

Wall Mounted Double Sided



4347 FS15, 4347 FS20

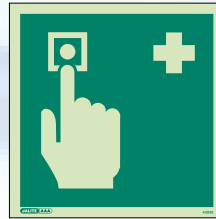


4347 D




4347 P15, 4347 P20

DOCTOR / PARAMEDIC & FIRST AID CALL POINT



4393 E




4393 C



4155 C



4396 E



4396 C

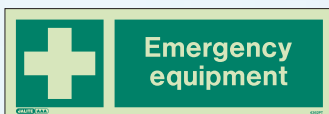
EMERGENCY EQUIPMENT



4362 C

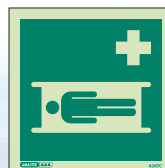


4362 D

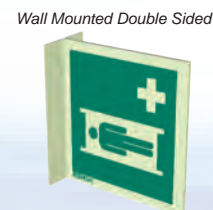


4362 PT, 4362 M

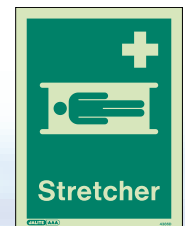
STRETCHER



4387 C, 4387 E

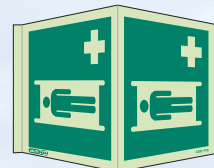


4387 FS15, 4387 FS20



4386 D

Panoramic



4387 P15, 4387 P20

Sizes:
C: 150 x 150mm, **D:** 150 x 200mm, **E:** 200 x 200mm,
FS15: 150 x 150mm, **FS20:** 200 x 200mm, **M:** 80 x 200mm,
PT: 100 x 300mm, **P15:** 150 x 150mm, **P20:** 200 x 200mm

Please order as required,
 state: (V) for Self Adhesive Vinyl or (R) for Rigid PVC.




EMERGENCY TELEPHONE



4392 C, 4392 E

Wall Mounted Double Sided

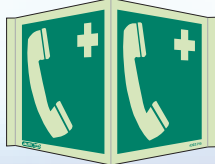


4392 FS15, 4392 FS20



4369 D

Panoramic



4392 P15, 4392 P20




4392C (Emergency telephone)

EMERGENCY EYE WASH



4388 C, 4388 E

Wall Mounted Double Sided




4388 FS15, 4388 FS20




4366 D

Panoramic



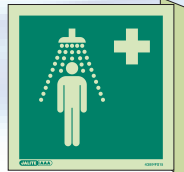
4388 P15, 4388 P20

EMERGENCY SHOWER



4389 C, 4389 E

Wall Mounted Double Sided

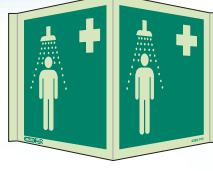


4389 FS15, 4389 FS20



4367 D

Panoramic



4389 P15, 4389 P20

DRINKING WATER



4381 C, 4381 E

Wall Mounted Double Sided



4381 FS15



4384 D

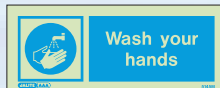
HAND WASHING



5145 D



5146 C, 5146 E



5145 M

HAND WASHING



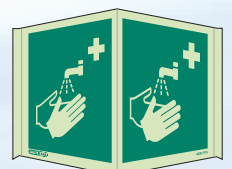
4391 C, 4391 E

Wall Mounted Double Sided

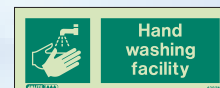


4391 FS15, 4391 FS20

Panoramic



4391 P15, 4391 P20



4383 M

ISO 7010 Graphical symbols - safety colours & safety signs - safety signs used in workplaces & public areas

This International Standard prescribes safety signs for the purposes of accident prevention, fire protection, health hazard information and emergency evacuation.

Sizes:
C: 150 x 150mm, **D:** 150 x 200mm, **E:** 200 x 200mm, **FS15:** 150 x 150mm,
FS20: 200 x 200mm, **M:** 80 x 200mm, **P15:** 150 x 150mm, **P20:** 200 x 200mm

Please order as required, state: **(V)** for Self Adhesive Vinyl or **(R)** for Rigid PVC.

SECURITY NOTICES

All visitors must report to the ships security office

W9248 Q

All visitors please report to reception

W9247 Q

Reception

W9252 PT

This door to be kept locked in port

W9015 PT

Private

W9251 PT

Ship security office

W9253 PT

These signs are available on white rigid PVC

SECURITY NOTICES

ISPS Security Regulations
Security Notice

All persons entering or boarding must consent to security screening, inspection or search.

Failure to consent or submit to screening or inspection will result in denial or revocation of authorisation to board or enter.

W9245 F

These signs are available on white vinyl with a semi-permanent self adhesive backing and are sold in packs of 10

ISPS Security Regulations
Security level 1

Normal Alert: Marine facility working to normal security procedures and incident control plan.

Ship or port security procedures and mandatory measures to be implemented.

Report any suspicious incidents, objects, activities or people to ship or port security authorities.

W9241 F

ISPS Security Regulations
Security level 2

High Alert: Heightened risk of security alert or incident. Special attention required.

Refer to ship or port security procedures for additional mandatory security measures.

Report any suspicious incidents, objects, activities or people to ship or port security authorities.

W9242 F

ISPS Security Regulations
Security level 3

Exceptional Alert: Extremely high probability of alert or security incident.

Immediately implement high security procedures and mandatory security measures.

Report any suspicious incidents, objects, activities or people to ship or port security authorities.

W9243 F



W9255 A



W9057 A



W9256 A

Security level 1

W9017 M

Security level 2

W9018 M

Security level 3

W9019 M

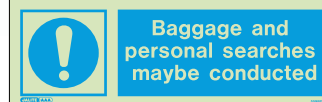
SECURITY INSTRUCTIONS



8326 Q



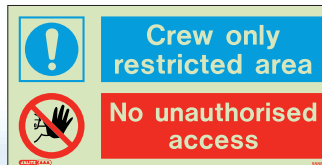
8227 Q



5598 PT



5599 PT



5588 G



5597 M

CCTV IDENTIFICATION



WX9258 Q

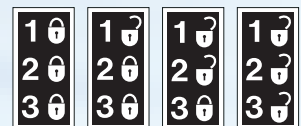


WX9249 Q



WX9250 DD

LOCK IDENTIFICATION



LB3963

Size: 50 x 25mm each label

Labels are available on white vinyl with a semi-permanent self adhesive backing.

A pack contains all four designs.



Sizes:

A: 100 x 100mm, DD: 225 x 300mm, F: 200 x 225mm, G: 150 x 300mm, M: 80 x 200mm, Q: 300 x 300mm, PT: 100 x 300mm

Please order as required, state: (V) for Self Adhesive Vinyl or (R) for Rigid PVC.

© JALITE PLC

LIT560

ACCESS PROHIBITED

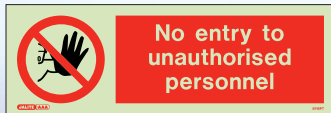


8172 PT, 8172 M



8172 D

UNAUTHORISED PERSONNEL PROHIBITED

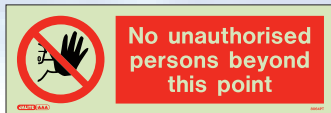


8116 PT, 8116 M



8116 D

UNAUTHORISED PERSONS PROHIBITED



8064 PT, 8064 M



8064 D

AUTHORISED PERSONNEL ONLY

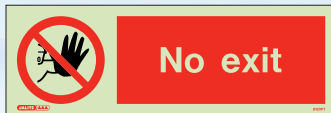


8138 PT, 8138 M



8138 D

EXIT PROHIBITED

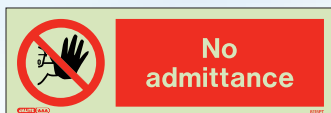


8120 PT, 8120 M



8120 D

ADMITTANCE PROHIBITED



8115 PT, 8115 M

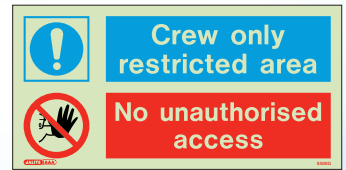


8115 D

RESTRICTED AREA



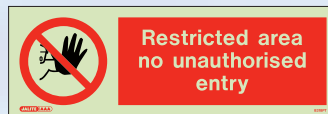
5588G (Crew only restricted area)



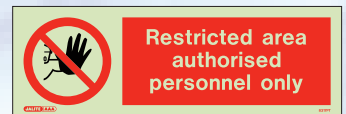
5588 G



8690 PT, 8690 M

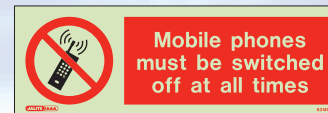


8318 PT, 8318 M

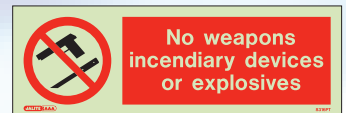


8317 PT, 8317 M


PROHIBITION NOTICES



8314 PT, 8314 M



8316 PT, 8316 M

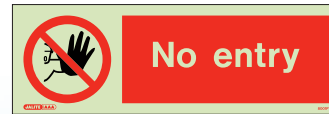


8315 PT, 8315 M

ENTRY PROHIBITED



8181 C, 8181 E



8001 PT, 8001 J, 8001 M



8001 D

WORK PERMIT



8282 PT, 8282 M



8282 D

Sizes:

C: 150 x 150mm, D: 150 x 200mm,

E: 200 x 200mm, G: 150 x 300mm,

J: 200 x 450mm, M: 80 x 200mm, PT: 100 x 300mm

Please order as required,

state: (V) for Self Adhesive Vinyl or (R) for Rigid PVC.

FIRE EXTINGUISHER IDENTIFICATION

Carbon Dioxide

- Safe for: Flammable liquids.
- Safe for: Live electrical equipment.
- Not for: Wood, paper and textiles.
- Not for: Flammable metal fires.

6265 M

Powder M28

- Safe for: Alkali metal fires.
- Not for: Wood, paper and textiles.
- Not for: Flammable liquids.
- Not for: Gaseous fires.

6266 M

Wet Chemical

- Safe for: Wood, paper and textiles.
- Safe for: Cooking oils and deep fat fires.
- Not for: Flammable liquids.
- Not for: Flammable gases.
- Not for: Live electrical equipment.

6267 M

Carbon Dioxide

- Safe for: Flammable liquids.
- Safe for: Live electrical equipment.
- Not for: Wood, paper and textiles.
- Not for: Flammable metal fires.

6372 ID

Foam Spray

- Safe for: Wood, paper and textiles.
- Safe for: Flammable liquids.
- Not for: Live electrical equipment.
- Not for: Flammable metal fires.

6373 ID

Water

- Safe for: Wood, paper and textiles.
- Not for: Live electrical equipment.
- Not for: Flammable liquids.
- Not for: Flammable metal fires.

6374 ID

Powder M28

- Safe for: Alkali metal fires.
- Not for: Wood, paper and textiles.
- Not for: Flammable liquids.
- Not for: Gaseous fires.

6408 ID

Wet Chemical

- Safe for: Wood, paper and textiles.
- Safe for: Cooking oils and deep fat fires.
- Not for: Flammable liquids.
- Not for: Flammable gases.
- Not for: Live electrical equipment.

6407 ID

ABC Powder

- Safe for: Wood, paper and textiles.
- Safe for: Flammable liquids.
- Safe for: Gaseous fires.
- Safe for: Live electrical equipment.

6370 ID

ABC Powder

- Safe for: Wood, paper and textiles.
- Safe for: Flammable liquids.
- Safe for: Gaseous fires.
- Safe for: Live electrical equipment.

6360 M

Foam Spray

- Safe for: Wood, paper and textiles.
- Safe for: Flammable liquids.
- Not for: Live electrical equipment.
- Not for: Flammable metal fires.

6361 M

Water

- Safe for: Wood, paper and textiles.
- Not for: Live electrical equipment.
- Not for: Flammable liquids.
- Not for: Flammable metal fires.

6362 M

FIRE EXTINGUISHER IDENTIFICATION

ABC Powder

MISSING

6396 H, 6396 J

Carbon Dioxide

MISSING

6397 H, 6397 J

Foam Spray

MISSING

6398 H, 6398 J

Water

MISSING

6399 H, 6399 J

KNOW YOUR EXTINGUISHERS & SAFETY SIGNS

Know your fire extinguishers

Chart showing extinguisher types and their applications.

6278 D, 6278 DD

Know your safety signs

Chart showing safety signs and their meanings.

9698 D, 9698 DD

FIRE POINT LOCATION & EQUIPMENT IDENTIFICATION

MISSING

6040 PT, 6040 M

Fire Point

Water, Carbon Dioxide, Foam Spray, ABC Powder

6390 DD

FIRE FIGHTING EQUIPMENT IDENTIFICATION



Fire Hose

- Safe for: Wood, paper and textiles.
- Not for: Live electrical equipment.
- Not for: Flammable liquids.
- Not for: Flammable metal fires.

6375 ID

Fire Hose

- Safe for: Wood, paper and textiles.
- Not for: Live electrical equipment.
- Not for: Flammable liquids.
- Not for: Flammable metal fires.

6365 M

Fire Blanket

Suitable for: Chip pan fires, Max 3Ltr, Deep fat fires, Max 3Ltr, Waste bin fires.

Suitable for: Wrapping around someone whose clothes are burning.

6366 M

Fire Blanket

Suitable for: Chip pan fires, Max 3Ltr, Deep fat fires, Max 3Ltr, Waste bin fires.

Suitable for: Wrapping around someone whose clothes are burning.

6376 ID

Sizes:

D: 150 x 200mm, DD: 225 x 300mm, H: 130 x 390mm, ID: 100 x 150mm, J: 200 x 450mm, M: 80 x 200mm, PT: 100 x 300mm

Please order as required, state: (V) for Self Adhesive Vinyl or (R) for Rigid PVC.



FIRE POINT LOCATION



6314 C, 6314 A, 6314 E

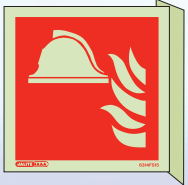


6459 C



6459 D, 6459 DD

Wall Mounted Double Sided




6314 FS15, 6314 FS20

Wall Mounted Double Sided




6459 FS15, 6459 FS20

Panoramic



6314 P15, 6314 P20

Panoramic



6459 P15, 6459 P20

LOCATION NUMBERS



6921 A
6921 C



6922 A
6922 C



6923 A
6923 C



6924 A
6924 C



6925 A
6925 C



6926 A
6926 C




6927 A
6927 C



6928 A
6929 C



6929 A
6929 C



6920 A
6920 C



FIRE FIGHTING EQUIPMENT NOTICES



6284 C, 6284 E



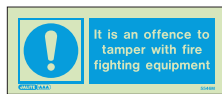
6595 C, 6595 E



6003 C




6310 PT, 6310 M



5546 M

FIRE FIGHTING EQUIPMENT NUMBERS



LB300
contains numbers 1 to 300
Pack contains 3 of each sheet

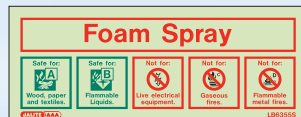
Fire Fighting Equipment
Number labels are
20 x 20mm, printed on
clear self adhesive vinyl.




FIRE EXTINGUISHER LABELS



LB6354



LB6355



LB6357



LB6356

Fire Extinguisher Identification labels are 50 x 130mm,
printed on Jalite AAA Photoluminescent self adhesive vinyl
and are available in packs of 10.

Sizes:
A: 100 x 100mm, C: 150 x 150mm, D: 150 x 200mm, DD: 225 x 300mm, E: 200 x 200mm, FS15: 150 x 150mm, FS20: 200 x 200mm, M: 80 x 200mm, PT: 100 x 300mm, P15: 150 x 150mm, P20: 200 x 200mm

Please order as required,
state: (V) for Self Adhesive Vinyl or (R) for Rigid PVC.

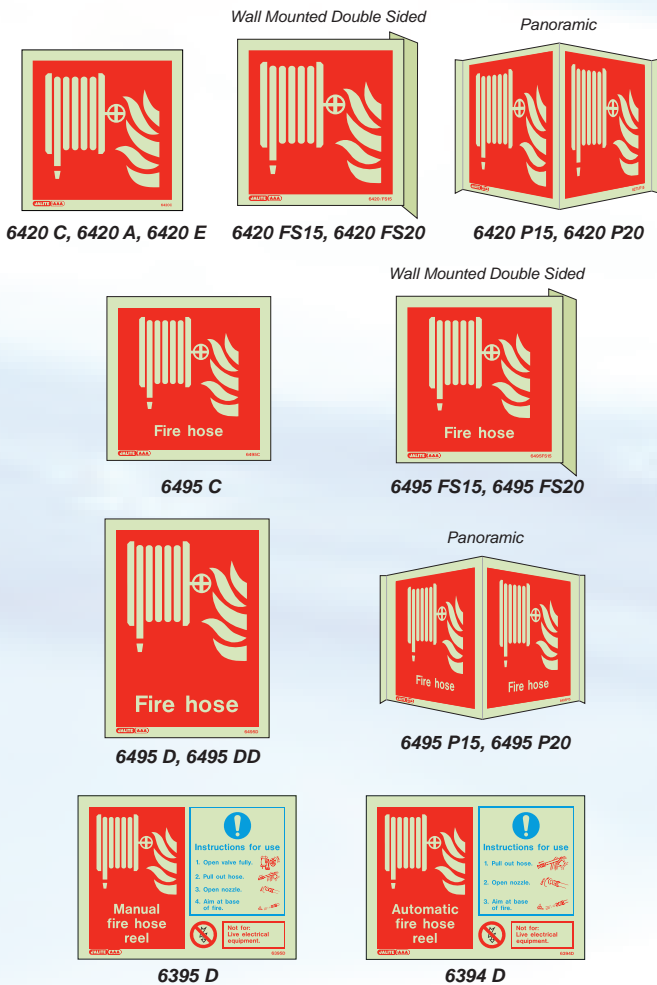
FIRE TELEPHONE LOCATION




FIRE EXTINGUISHER LOCATION



FIRE HOSE LOCATION



FIRE ALARM LOCATION



Sizes:
A: 100 x 100mm, **B:** 80 x 80mm, **C:** 150 x 150mm,
D: 150 x 200mm, **DD:** 225 x 300mm, **E:** 200 x 200mm,
P15: 150 x 150mm, **P20:** 200 x 200mm,
FS15: 150 x 150mm, **FS20:** 200 x 200mm

Please order as required,
state: (V) for Self Adhesive Vinyl or (R) for Rigid PVC.



FIRE FIGHTING EQUIPMENT NOTICES



Fire fighters require immediate access to this vital equipment on arrival at the scene of a fire.

JALITE fire fighting equipment notices ensure that the equipment is correctly and conspicuously identified, even in complete darkness situations.




6591 C, 6591 E



6592 C, 6592 E



6593 C, 6593 E



6590 C, 6590 E




6594 C, 6594 E



6589 C, 6589 E



6454 C, 6454 E



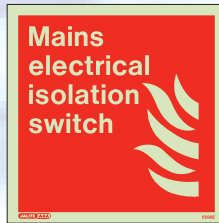
6581 C, 6581 E



6595 C, 6595 E



6597 C, 6597 E



6598 C, 6598 E



6612 C, 6612 E



6613 C, 6613 E



6614 C, 6614 E



6615 C, 6615 E



6616 C, 6616 E




6617 C, 6617 E



6042 C, 6042 E



6004 C, 6004 E



6520 C, 6520 E



6002 C, 6002 E



6618 C, 6618 E



6605 C, 6605 E



6089 C, 6089 E



6463 C, 6463 E



6284 C, 6284 E



6041 C, 6041 E



6017 C, 6017 E



6502 C, 6502 E



6501 C, 6501 E



6006 C, 6006 E



6283 C, 6283 E

ISO 17398 Safety colours & safety signs - Classification, performance & durability of safety signs

This International Standard specifies requirement for a performance related classification system for safety signs according to expected service environment, including photometric properties.

Sizes:
C: 150 x 150mm, E: 200 x 200mm

Please order as required,
state: (V) for Self Adhesive Vinyl or (R) for Rigid PVC.



DELUGE & GASEOUS SUPPRESSION SYSTEMS



6516E (Hazardous area, carbon dioxide extinguishing system)

Hazardous area
FM200 extinguishing system

- Do not enter unless system is isolated
- When alarm sounds or upon gas discharge evacuate area immediately
- After discharge do not re-enter until thoroughly ventilated

6515 E

Hazardous area
Carbon dioxide extinguishing system

- Do not enter unless system is isolated
- When alarm sounds or upon gas discharge evacuate area immediately
- After discharge do not re-enter until thoroughly ventilated

6516 E

Hazardous area
Water mist extinguishing system

- Do not enter when system is activated
- When alarm sounds or upon water mist discharge evacuate area immediately
- After discharge do not re-enter until area has been well ventilated

6514 E

Hazardous area
FE 25 extinguishing system

- Do not enter unless system is isolated
- When alarm sounds or upon gas discharge evacuate area immediately
- After discharge do not re-enter until thoroughly ventilated

6522 E

Hazardous area
FE 13 extinguishing system

- Do not enter unless system is isolated
- When alarm sounds or upon gas discharge evacuate area immediately
- After discharge do not re-enter until thoroughly ventilated

6521 E

Hazardous area
Halon 1301 extinguishing system

- Do not enter unless system is isolated
- When alarm sounds or upon gas discharge evacuate area immediately
- After discharge do not re-enter until thoroughly ventilated

6517 E

Hazardous area
ARGON IG - 01 extinguishing system

- Do not enter unless system is isolated
- When alarm sounds or upon gas discharge evacuate area immediately
- After discharge do not re-enter until thoroughly ventilated

6523 E

No unauthorised access

No smoking No naked flames

CO₂ extinguishing system. If alarm sounds vacate immediately

Caution - Machinery may start and stop without warning

Wear safety clothing Wear head protection

Wear hearing protection Wear foot protection

8325 Q

Hazardous area
FE 36 extinguishing system

- Do not enter unless system is isolated
- When alarm sounds or upon gas discharge evacuate area immediately
- After discharge do not re-enter until thoroughly ventilated

6524 E

Hazardous area
INERGEN extinguishing system

- Do not enter unless system is isolated
- When alarm sounds or upon gas discharge evacuate area immediately
- After discharge do not re-enter until thoroughly ventilated

6492 E

Hazardous area
NOVEC 1230 FLUID extinguishing system

- Do not enter unless system is isolated
- When alarm sounds or upon gas discharge evacuate hazard area immediately
- After discharge do not re-enter until thoroughly ventilated

6513 E

CO₂ Protected Area
 On hearing the alarm vacate area immediately. Close all exits behind you

5000 PT, 5000 M

Ventilation must be in use prior to entry

5228 PT, 5228 M

No unauthorised persons beyond this point

8064 PT, 8064 M

Do not enter without a work permit

8282 PT, 8282 M

Warning
Low oxygen levels

7303 PT, 7303 M



8064PT (No unauthorised persons beyond this point) & 5421C (Fire door keep shut)

ISO 7010 Graphical symbols - safety colours & safety signs - safety signs used in workplaces & public areas

This International Standard prescribes safety signs for the purposes of accident prevention, fire protection, health hazard information and emergency evacuation.



Sizes:
E: 200 x 200mm **M:** 80 x 200mm,
PT: 100 x 300mm, **Q:** 300 x 300mm
 Please order as required, state: **(V)** for Self Adhesive Vinyl or **(R)** for Rigid PVC.

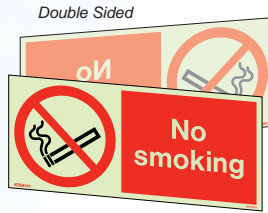
SMOKING PROHIBITED



8024 A, 8024 C, 8024 E



8025 D



8067 DSJ



8067 M, 8067 K



8067 D, 8067 DD



8014 D



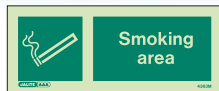
TT3656
Size: 40 x 100mm
(Sold in packs of 5)



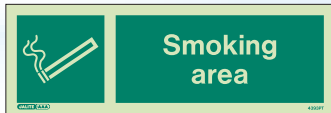
SMOKING AREA



4363 D



4363 M

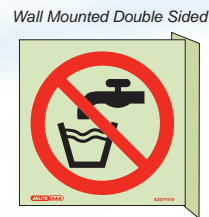


4363 PT

DRINKING WATER PROHIBITED



8287 C, 8287 E



8287 FS15



8086 D



8086 PT, 8086 M

WASTE CONTROL - GARBAGE



W5572 M (Rigid Only)



W5576 M (Rigid Only)



W5574 M (Rigid Only)



W5577 M (Rigid Only)



W5571 M (Rigid Only)

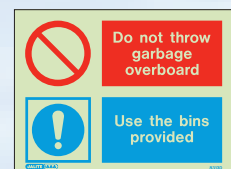


W5573 M (Rigid Only)

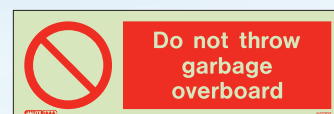
WASTE CONTROL - GARBAGE



8277 D



8313 D



8277 PT

Sizes:
A: 100 x 100mm, C: 150 x 150mm, D: 150 x 200mm, DD: 300 x 225mm, DSPT: 100 x 300mm, DSJ: 200 x 450mm, DSK: 150 x 400mm,
E: 200 x 200mm, FS15: 150 x 150mm, FS20: 200 x 200mm, J: 200 x 450mm, K: 150 x 400mm, M: 80 x 200mm, PT: 100 x 300mm,

Please order as required,
state: (V) for Self Adhesive Vinyl or (R) for Rigid PVC.

MOBILE PHONES PROHIBITED



8269 C, 8269 E



8272 D



8272 PT, 8272 M

RADIO TRANSMITTERS PROHIBITED



8002 C, 8002 E



8003 D



8003 PT, 8003 M

PHOTOGRAPHY PROHIBITED



8226 C, 8226 E



8315 D



8315 PT, 8315 M

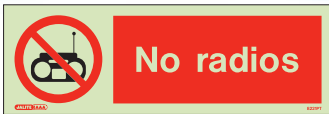
RADIOS PROHIBITED



8223 C, 8223 E

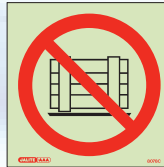


8221 D



8221 PT, 8221 M

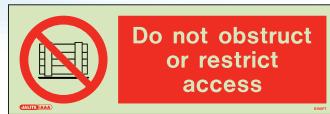
OBSTRUCTION PROHIBITED



8078 C, 8078 E



8190 D



8190 PT, 8190 M



8190PT (Do not obstruct or restrict access)

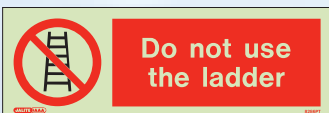
LADDER PROHIBITED



8292 C, 8292 E



8286 D



8286 PT

RUNNING PROHIBITED



8084 C, 8084 E



8090 D



8090 PT, 8090 M

NO ESCAPE



8247 C, 8247 E

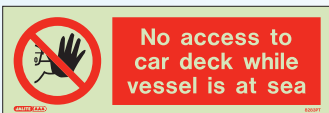


8251 D



8251 PT, 8251 M

CAR DECK



8283 PT, 8283 M



8283 D

Sizes:
C: 150 x 150mm, **D:** 150 x 200mm,
E: 200 x 200mm, **M:** 80 x 200mm, **PT:** 100 x 300mm
 Please order as required,
 state: (V) for Self Adhesive Vinyl or (R) for Rigid PVC.



OPERATION PROHIBITED



8056 PT, 8056 M



8152 PT



8057 PT



8092 PT



8104 C, 8104 E



8056 D



8042 C, 8042 E



8016 D



8016 PT, 8016 M

MATCHES/NAKED FLAMES PROHIBITED



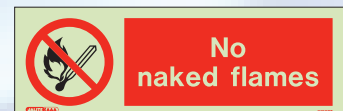
8103 D



8109 D



8103 PT, 8103 M



8109 PT, 8109 M

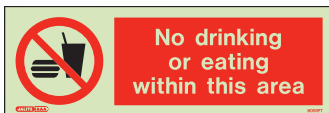
DRINK / EATING PROHIBITED



8291 C, 8291 E



8091 D



8091 PT, 8091 M

MAINTENANCE PROHIBITED



8293 C, 8293 E



8137 D



8137 PT

HOT WORK PROHIBITED



8285 D



8285 M

LIFT PROHIBITED



6434C (In case of fire do not use lift)



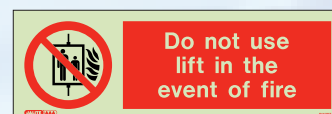
8276 C, 8276 E



6434 C



8143 D



8143 PT




8143 M

ISO 7010 Graphical symbols - safety colours & safety signs - safety signs used in workplaces & public areas

This International Standard prescribes safety signs for the purposes of accident prevention, fire protection, health hazard information and emergency evacuation.

Sizes:
C: 150 x 150mm, **D:** 150 x 200mm, **E:** 200 x 200mm,
M: 80 x 200mm, **PT:** 100 x 300mm
 Please order as required, state: **(V)** for Self Adhesive Vinyl or **(R)** for Rigid PVC.



<p>EAR PROTECTION</p> <p>5094 C, 5094 E</p> <p>Wear ear protection</p> <p>5095 D</p>	<p>EYE PROTECTION</p> <p>5049 C, 5049 E</p> <p>Wear eye protection</p> <p>5497 D</p>	<p>HEAD PROTECTION</p> <p>5039 C, 5039 E</p> <p>Wear head protection</p> <p>5499 D</p>	<p>HAND PROTECTION</p> <p>5171 C, 5171 E</p> <p>Wear hand protection</p> <p>5170 D</p>	<p>FOOT PROTECTION</p> <p>5034 C, 5034 E</p> <p>Wear foot protection</p> <p>5498 D</p>	<p>HIGH VISIBILITY CLOTHING</p> <p>5602 C, 5602 E</p> <p>Wear high visibility clothing</p> <p>5567 D</p>
---	---	---	---	---	---

<p>LIFEJACKETS</p> <p>5603 C, 5603 E</p> <p>Wear lifejacket</p> <p>5564 D</p>	<p>MASK</p> <p>5584 C, 5584 E</p> <p>Wear mask</p> <p>5045 D</p>	<p>FACE SHIELD</p> <p>5074 C, 5074 E</p> <p>Wear face shield</p> <p>5025 D</p>	<p>RESPIRATOR</p> <p>5271 C, 5271 E</p> <p>Wear respirator</p> <p>5020 D</p>	<p>WELDING</p> <p>5024 C, 5024 E</p> <p>Use welding mask</p> <p>5026 D</p>	<p>PROTECTIVE CLOTHING</p> <p>5476 C, 5476 E</p> <p>Wear protective clothing</p> <p>5164 D</p>
--	---	---	---	---	---

PERSONAL SAFETY NOTICES

<p>Personal protective equipment is provided. USE IT !</p> <p>5232 PT</p>	<p>Protective clothing must be worn in this area</p> <p>5235 PT</p>
<p>Accidents must be reported</p> <p>5233 PT</p>	<p>Protective equipment stored inside</p> <p>5514 PT</p>
<p>Persons entering these premises must comply with safety regulations</p> <p>5236 PT</p>	<p>Permit to work must be obtained</p> <p>5554 PT</p>

ANTISTATIC FOOTWEAR

5091 C, 5091 E

Wear antistatic footwear

5090 D

SAFETY HARNESS

5203 C, 5203 E

Wear safety harness

5030 D

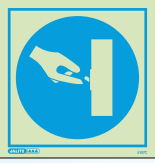


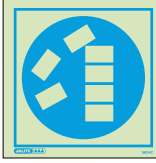





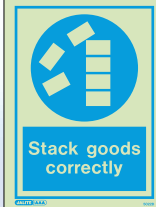


ISO 7010 Graphical symbols - safety colours & safety signs - safety signs used in workplaces & public areas

This International Standard prescribes safety signs for the purposes of accident prevention, fire protection, health hazard information and emergency evacuation.




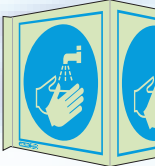


Sizes:
 C: 150 x 150mm, D: 150 x 200mm,
 E: 200 x 200mm, PT: 100 x 300mm

Please order as required, state: (V) for Self Adhesive Vinyl or (R) for Rigid PVC.



SWITCHES	SECURITY	LIFTING	STACKING	GUARDS	
 5107 C, 5107 E	 5105 C, 5105 E	 5586 C, 5586 E	 5604 C, 5604 E	 5087 C, 5087 E	 5585 C, 5585 E
 Switch off when not in use 5155 D	 Keep locked 5106 D	 Lift correctly 5130 D	 Stack goods correctly 5022 D	 Use guards 5138 D	 Guards must be in position before starting 5180 D

HAND WASHING FACILITY

 Wash your hands 5145 D	 5146 C, 5146 E	<i>Wall Mounted Double Sided</i>  5146 FS15	<i>Panoramic</i>  5146 P15	 Wash your hands 5145 M	 Warning Hot water 7550 M, 7550 P
---	--	---	---	--	---

SECURITY NOTICES - KEEP CLOSED, KEEP CLEAR & KEEP SHUT

 5123 A	 5124 A	 5520 C	 5515 C	 5222 C	 5465 C, 5465 A
 5110 C, 5110 E	 5154 C, 5154 A	 5129 C, 5129 E	 5033 C, 5033 E	 5192 C, 5192 E	 5148 C
 5424 C	 5426 C	 5605 C	 5480 C, 5480 A	 5137 C	 5513 C

FIRE DOORS

 5421 C, 5421 A	 5141 C, 5141 A	 5140 C, 5140 A
---	---	---

Sizes:
 A: 100 x 100mm, C: 150 x 150mm, D: 150 x 200mm,
 E: 200 x 200mm, FS15: 150 x 150mm, M: 80 x 200mm,
 P: 75 x 150mm, P15: 150 x 150mm

Please order as required, state: (V) for Self Adhesive Vinyl or (R) for Rigid PVC.



GENERAL WARNING



7522 D



7212 D



7000 A, 7000 C, 7000 E



7336 D



7491 D



7335 PT



8325 Q



7283 D



7335 D

EXPLOSIVE RISK



7137 A, 7137 C, 7137 E



7221 D



7549 D



7423 D



7434 Y



7433 Y

FLAMMABLE RISK



7421 D



7422 D



7389 Q



7061 D



7590 D



7430 Y



7428 Y



7197 A, 7197 C, 7197 E

COMPRESSED GAS RISK



7220 A, 7220 C, 7220 E




7223 D



7223 PT

OXIDIZATION RISK



7570 A, 7570 C, 7570 E



7578 D

TREAD RISK - Slippery Surface



7508 A, 7508 C,
7508 E



Warning
Slippery
surface

7505 D

TREAD RISK - Incomplete Scaffold



7562 A, 7562 C,
7562 E



Warning
Scaffold
incomplete

7580 D

TREAD RISK - Steep Steps



7529 A, 7529 C,
7529 E



Warning
Steep steps

7531 D

TREAD RISK - Risk of Falling



7533 A, 7533 C,
7533 E



Warning
Risk of
falling

7579 D

TREAD RISK - Trip Hazard



7507 A, 7507 C



7507 E



Warning
Mind the step

7528 D



Warning
Trip hazard

7043 D

OVERHEAD RISK Falling Objects / Overhead Working



7493 A, 7493 C,
7493 E




Warning
Overhead
working

7497 D



7505 Y

OVERHEAD RISK - Limited Headroom



7520 A, 7520 C,
7520 E



Warning
Limited
headroom

7583 D

OVERHEAD RISK - Mind Your Head



7198 A, 7198 C,
7198 E



Warning
Mind
your head

7044 D



Warning
Mind your head

7044 PT



OVERHEAD RISK - Overhead Loads



7540 A, 7540 C,
7540 E



Warning
Overhead
loads

7548 D

ISO 7010 Graphical symbols - safety colours & safety signs safety signs used in workplaces & public areas

This International Standard prescribes safety signs for the purposes of accident prevention, fire protection, health hazard information and emergency evacuation.

Sizes:
A: 100 x 100mm, C: 150 x 150mm,
D: 150 x 200mm, E: 200 x 200mm,
PT: 100 x 300mm, Y: 100 x 150mm

Please order as required,
state: (V) for Self Adhesive Vinyl
or (R) for Rigid PVC.



RADIOACTIVE RISK



7131 A, 7131 C,
7131 E



7270 D



7477 D



7480 D



7482 D

CORROSIVE RISK



7089 A, 7089 C,
7089 E



7441 Y



7443 Y



7440 D



7217 D



7218 D

BIOLOGICAL RISK



7176 A, 7176 C,
7176 E



7472 Y



7467 Y



7454 D



7470 Y

RADIATION RISK



7090 A, 7090 C,
7090 E



7018 D



7592 D

TOXIC RISK



7102 A, 7102 C,
7102 E



7457 Y



7458 Y



7091 D



7462 Y



7589 D



7461 Y

LASER RISK



7088 A, 7088 C,
7088 E



7251 D



7487 Y



7489 Y



Sizes:

A: 100 x 100mm, C: 150 x 150mm, D: 150 x 200mm, E: 200 x 200mm, Y: 100 x 150mm

Please order as required, state: (V) for Self Adhesive Vinyl or (R) for Rigid PVC.



NOISE RISK



7206 A, 7206 C,
7206 E



**Warning
Noise**

7284 D



7496 Y



**Warning
High sound
levels**

7494 D



7495 Y

MAGNETIC FIELD RISK



7544 A, 7544 C,
7544 E



**Warning
Magnetic
field**

7521 D



Magnetic field No entry

7516 Y



Magnetic field No entry to restricted personnel

7517 Y

MACHINERY RISK



7082 A, 7082 C,
7082 E



**Warning
Motor starts
and
stops automatically**

7512 D



Motor starts and stops automatically Wear face protection

7515 Y

FORK LIFTS RISK



7099 A, 7099 C,
7099 E



**Warning
Industrial
vehicles**

7509 D



7510 Y



**Warning
Fork lifts**

7002 D



7511 Y

TEMPERATURE RISK



7542 A, 7542 C,
7542 E



**Warning
Low
temperature**

7545 D



7560 A, 7560 C,
7560 E



**Warning
Hot surface**

7561 D



7561 PT



**Warning
Hot water**

7550 M, 7550 P



ELECTRICAL RISK



7011 A, 7011 C,
7011 E



**Warning
High voltage**

7424 D




7436 Y



**Danger
of death**

7587 D



7438 Y

HEAVY GOODS LORRIES & VEHICLES RISK



7539 A, 7539 C,
7539 E



**Warning
Heavy goods
lorries**

7581 D



**Warning
Vehicles**

7591 D

Sizes:

A: 100 x 100mm, C: 150 x 150mm, D: 150 x 200mm,
E: 200 x 200mm, M: 80 x 200mm, P: 75 x 150mm,
PT: 100 x 300mm, Y: 100 x 150mm

Please order as required,
state: (V) for Self Adhesive Vinyl or (R) for Rigid PVC.

PLAIN HIGH VISIBILITY JERKINS & ARMBANDS



Plain Jerkins

CODE:	SIZE:
HI VIS JAC - 46	46" Chest
HI VIS JAC - 50	50" Chest
HI VIS JAC - 54	54" Chest
HI VIS JAC - 46 ORANGE	46" Chest
HI VIS JAC - 50 ORANGE	50" Chest

Plain Armbands

CODE:	COLOUR:
ABVRED	Red
ABVGREEN	Green

HIGH VISIBILITY JERKINS



Fire Officer

CODE:	SIZE:
FO/46/L	46" Chest
FO/50/XL	50" Chest
FO/54/XXL	54" Chest



First Aider

CODE:	SIZE:
FA/46/L	46" Chest
FA/50/XL	50" Chest
FA/54/XXL	54" Chest



Muster Guide

CODE:	SIZE:
MG/46/L	46" Chest
MG/50/XL	50" Chest
MG/54/XXL	54" Chest



Crew

CODE:	SIZE:
C/46/L	46" Chest
C/50/XL	50" Chest
C/54/XXL	54" Chest

HIGH VISIBILITY ARMBANDS



Fire Officer
CODE: AB3023



First Aider
CODE: AB3034



Muster Guide
CODE: AB3311



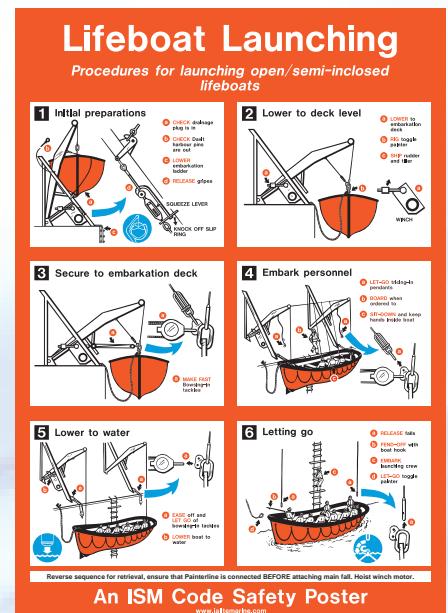
Crew
CODE: AB3045

High visibility armbands incorporate a photoluminescent strip, available with a red or green reflective material. Fitted with contact fasteners, armbands fit various arm sizes and are easy to use.

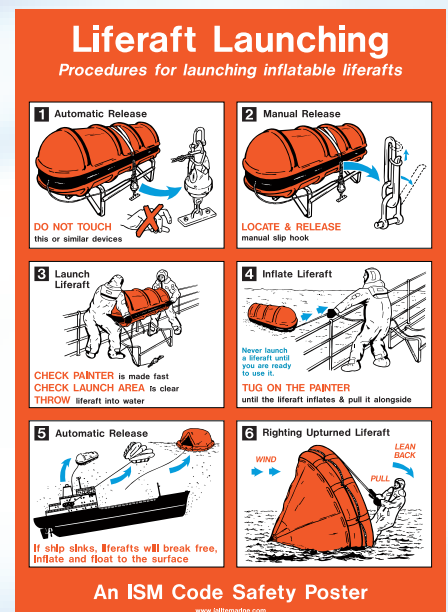
Armbands can also be printed with your own choice of text.

MARINE SAFETY TRAINING - ISM CODE POSTERS

POSTER DESCRIPTION	SIZE	PRODUCT CODE
Lifeboat launching	480 x 330mm	ISM-J01
Liferaft launching	480 x 330mm	ISM-J02
Inflatable liferafts	480 x 330mm	ISM-J03
Fully Enclosed lifeboat launching from stowed position	480 x 330mm	ISM-J04
Lifeboat launching in dangerous atmosphere (Enclosed lifeboat)	480 x 330mm	ISM-J05
Enclosed space entry	480 x 330mm	ISM-J06
Enclosed space entry safe signs	480 x 330mm	ISM-J07
Preventing oil spills	480 x 330mm	ISM-J08
Electric shock / drowning or serious injury	480 x 330mm	ISM-J09
Wheel house poster (2 sheets)	297 x 420mm	ISM-J10
Pilot card	297 x 420mm	ISM-J11
Emergency muster list	297 x 420mm	ISM-J12
Accommodation ladders	480 x 330mm	ISM-J13
Gangway	480 x 330mm	ISM-J14
Man overboard	480 x 330mm	ISM-J15
Abandon ship	480 x 330mm	ISM-J16
Enclosed space & tank rescue	480 x 330mm	ISM-J17
Solas 1 (Poster)	480 x 330mm	ISM-J18
Solas 2 (Card)	210 x 180mm	ISM-J19
Free fall lifeboat launching	480 x 330mm	ISM-J20
Towing	480 x 330mm	ISM-J21
Bunkering	480 x 330mm	ISM-J22
Post oil spill actions	480 x 330mm	ISM-J23
Hot work	480 x 330mm	ISM-J24
Working aloft or outboard	480 x 330mm	ISM-J25
Pilot boarding arrangements	420 x 297mm	ISM-J26
Extinguisher types	297 x 210mm	ISM-J27
Personal protective equipment	480 x 330mm	ISM-J28
Williamson Turn	297 x 420mm	ISM-J29
Craneage safety	480 x 330mm	ISM-J30
Fire & explosion actions	480 x 330mm	ISM-J31
Gas bottle safety	480 x 330mm	ISM-J32
Welding & flame cutting	480 x 330mm	ISM-J33
Light, shape & sound signals	480 x 330mm	ISM-J34
Engine room safety	480 x 330mm	ISM-J35
IMO safety signs	480 x 330mm	ISM-J36
Drugs warning	297 x 210mm	ISM-J37
Drugs warning	150 x 105mm	ISM-J38
Drugs & alcohol warning	297 x 210mm	ISM-J39
Drugs & alcohol warning	150 x 105mm	ISM-J40
Drugs use & trafficking	297 x 210mm	ISM-J41
Don't throw garbage overboard	297 x 210mm	ISM-J42
Discharge of oil prohibited	297 x 210mm	ISM-J43
Shipboard food hygiene	480 x 330mm	ISM-J44
Davit launched liferafts	480 x 330mm	ISM-J45
Evacuation chutes & slides	480 x 330mm	ISM-J46
Self contained breathing apparatus	480 x 330mm	ISM-J47
Lifeboat survival booklet IMO A.657(16)	-	ISM-J1601
Electric shock & serious injury	454 x 300mm	ISM-J69





Product Code: ISM-J01



Product Code: ISM-J02



PHOTOLUMINESCENT PAINT SYSTEMS



SFE Photoluminescent Paint System

Heavy duty photoluminescent paint system for floor applications.

PRODUCT CODE	DESCRIPTION
SFEKIT5	2 Part / 2 Pack Solvent free epoxy photoluminescent paint system. White base component, photoluminescent component and tool cleaner. Coverage 6 - 8m ²

310 Photoluminescent Paint System

The Jalite 310 paint system is a water based paint, designed for use on walls, ceilings and doors.

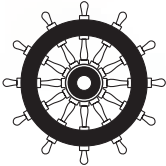
PRODUCT CODE	DESCRIPTION
310KIT5	Water based photoluminescent paint system, white base component, photoluminescent component and protection component. Coverage 6m ²

LOW LOCATION LIGHTING ESCAPE ROUTE SYSTEM

Regulations II-2/28 and II-2/41-2 of the SOLAS Convention: All passenger ships carrying more than 36 passengers, the means of escape, including stairways and exits, should be marked by a Low Location Lighting (LLL) system at all points of the escape route.




The JALITE Photoluminescent LLL system satisfies the luminance performance as required by BS ISO 15370:2010.




Certification in accordance with Marine Equipment Directive / Lloyd's Type Approval.



Marine Equipment Directive




PRODUCT DESCRIPTION (PVC PROFILES)	PRODUCT CODE
Escape Route Low Location Lighting System  This kit provides sufficient components to provide 10m x 50mm of LLL system.	LLL PVC-10
Lifeboat Low Location Lighting System  This kit provides sufficient components to provide 10m x 50mm of LLL system.	LLL PVC-101
Assembly Station Low Location Lighting System  This kit provides sufficient components to provide 10m x 50mm of LLL system.	LLL PVC-102


PRODUCT DESCRIPTION (ALUMINIUM PROFILES)	PRODUCT CODE
Escape Route Low Location Lighting System  This kit provides sufficient components to provide 10m x 50mm of LLL system.	LLL AL-10
Lifeboat Low Location Lighting System  This kit provides sufficient components to provide 10m x 50mm of LLL system.	LLL AL-101
Assembly Station Low Location Lighting System  This kit provides sufficient components to provide 10m x 50mm of LLL system.	LLL AL-102

The safety wayguidance decals are supplied separately so that they can be fixed at the most pertinent places along the escape route system. Decals are supplied in packs (10 left and 10 right).


ESCAPE ROUTE ILLUMINATION



PRODUCT CODE	SIZE
VT0504	5m (Length) x 40mm (Width)
VT0508	5m (Length) x 80mm (Width)
VT1002	10m (Length) x 20mm (Width)
VT1004	10m (Length) x 40mm (Width)
VT1005	10m (Length) x 50mm (Width)
VT1008	10m (Length) x 80mm (Width)




SAFETY WAY GUIDANCE DIRECTION




PRODUCT CODE	SIZE
AT1004 *	10m (Length) x 40mm (Width)
AT1005 *	10m (Length) x 50mm (Width)
AT1008 *	10m (Length) x 80mm (Width)

FIRE FIGHTING EQUIPMENT LOCATION




PRODUCT CODE	SIZE
SG1004	10m (Length) x 40mm (Width)
SG1008	10m (Length) x 80mm (Width)

ASSEMBLY STATION DIRECTION




PRODUCT CODE	SIZE
AS1004 *	10m (Length) x 40mm (Width)
AS1005 *	10m (Length) x 50mm (Width)
AS1008 *	10m (Length) x 80mm (Width)

EMERGENCY EQUIPMENT LOCATION




PRODUCT CODE	SIZE
GT1004	10m (Length) x 40mm (Width)
GT1008	10m (Length) x 80mm (Width)

LIFEBOAT DIRECTION



PRODUCT CODE	SIZE
LB1004 *	10m (Length) x 40mm (Width)
LB1005 *	10m (Length) x 50mm (Width)
LB1008 *	10m (Length) x 80mm (Width)

OBSTACLES & DANGEROUS LOCATION



PRODUCT CODE	SIZE
WT1004	10m (Length) x 40mm (Width)
WT1008	10m (Length) x 80mm (Width)

* The decals are supplied separately to the photoluminescent tape so that they can be fixed at the most pertinent places along the escape route system. Decals are supplied in packs (10 left and 10 right).


Marine Pipeline Marking Tape Size: 50mm x 33m

COLOUR	TAPE REF	ORDER CODE
Black	(BK)	MTBK50
Blue	(BU)	MTBU50
Brown	(BN)	MTBN50
Green	(GN)	MTGN50
Grey	(GY)	MTGY50
Maroon	(MN)	MTMN50
Orange	(OG)	MTOG50
Silver	(SR)	MTRSR50
Red	(RD)	MTRD50
Violet	(VT)	MTVT50
White	(WH)	MTWH50
Yellow	(YEO)	MTYEO50
↑↑↑↑↑↑↑↑	(FA)	MTFA50

INTERNATIONAL STANDARD

ISO 14726 Ships and marine technology - Identification colours for the content of piping systems.

This system does not apply to piping systems for medical gases, industrial gases and cargo.



Installation

Tapes should be fitted either side of valves, at bulkhead penetrations, 'T's and crosses etc. and at regular intervals along the pipe. Prior to application pipes and lagging must be dust and oil free. The tape should be overlapped by at least 20mm on the blind side of the pipe.

WASTE MEDIA	COLOUR	TAPE REF
Black water	[Black, Blue, Black]	BK-BU-BK
Waste oil / used oil	[Black, Brown, Black]	BK-BN-BK
Bilge water	[Black, Green, Black]	BK-GN-BK
Exhaust gas	[Black, Grey, Black]	BK-GY-BK
Grey water	[Black, White, Black]	BK-WH-BK
Sewage-contaminated	[Black, Yellow, Black]	BK-YEO-BK

OILS OTHER THAN FUELS	COLOUR	TAPE REF
Thermal fluid	[Orange, Blue, Orange]	OG-BU-OG
Lubrication oil for gas turbines	[Orange, Green, Orange]	OG-GN-OG
Hydraulic fluid	[Orange, Grey, Orange]	OG-GY-OG
Lubrication oil for steam turbines	[Orange, Silver, Orange]	OG-SR-OG
Lubrication oil for gears	[Orange, Violet, Orange]	OG-VT-OG
Lubrication oil for internal combustion engines	[Orange, Yellow, Orange]	OG-YEO-OG

FRESH WATER	COLOUR	TAPE REF
Fresh water, sanitary	[Blue, Brown, Blue]	BU-BN-BU
Potable water	[Blue, Green, Blue]	BU-GN-BU
Distillate	[Blue, Grey, Blue]	BU-GY-BU
Gas-turbine wash water	[Blue, Orange, Blue]	BU-OG-BU
Feed Water	[Blue, Silver, Blue]	BU-SR-BU
Cooling fresh water	[Blue, Violet, Blue]	BU-VT-BU
Chilled water	[Blue, White, Blue]	BU-WH-BU
Condensate	[Blue, Yellow, Blue]	BU-YEO-BU

STEAM	COLOUR	TAPE REF
Steam for heating purposes	[Grey, Black, Grey]	SR-BK-SR
Exhaust steam	[Grey, White, Grey]	SR-WH-SR
Supply steam	[Grey, Yellow, Grey]	SR-YEO-SR

FUEL	COLOUR	TAPE REF
Heavy fuel (HFO)	[Brown, Black, Brown]	BN-BK-BN
Aviation fuel	[Brown, Blue, Brown]	BN-BU-BN
Biological fuel	[Brown, Violet, Brown]	BN-VT-BN
Gas-turbine fuel	[Brown, White, Brown]	BN-WH-BN
Diesel fuel (MDO)	[Brown, Yellow, Brown]	BN-YEO-BN

FIRE FIGHTING / FIRE PROTECTION	COLOUR	TAPE REF
Fire-fighting water	[Red, Green, Red]	RD-GN-RD
Fire-fighting gas	[Red, Grey, Red]	RD-GY-RD
Sprinkler water	[Red, Orange, Red]	RD-OG-RD
Spray water	[Red, Violet, Red]	RD-VT-RD
Fire-fighting powder	[Red, White, Red]	RD-WH-RD
Fire-fighting foam	[Red, Yellow, Red]	RD-YEO-RD

SEA WATER	COLOUR	TAPE REF
Decontamination water	[Green, Blue, Green]	GN-BU-GN
Sea water, sanitary	[Green, Brown, Green]	GN-BN-GN
Ballast water	[Green, Violet, Green]	GN-VT-GN
Cooling sea water	[Green, Yellow, Green]	GN-YEO-GN

AIR IN VENTILATION SYSTEMS	COLOUR	TAPE REF
Discharge air	[White, Black, White]	WH-BK-WH
Mechanical supply air, cold	[White, Blue, White]	WH-BU-WH
Natural exhaust air	[White, Brown, White]	WH-BN-WH
Atmospheric air	[White, Green, White]	WH-GN-WH
Mechanical exhaust air	[White, Grey, White]	WH-GY-WH
Decontaminated supply air	[White, Maroon, White]	WH-MN-WH
Mechanical recirculated air	[White, Orange, White]	WH-OG-WH
Mechanical supply air, warm	[White, Silver, White]	WH-SR-WH
Smoke clearance	[White, Red, White]	WH-RD-WH
Conditioned supply air	[White, Violet, White]	WH-VT-WH
Natural supply air	[White, Yellow, White]	WH-YEO-WH

NON-FLAMMABLE GASES	COLOUR	TAPE REF
Oxygen	[Grey, Blue, Grey]	GY-BU-GY
Inert gas	[Grey, Brown, Grey]	GY-BN-GY
Nitrogen	[Grey, Green, Grey]	GY-GN-GY
Refrigerant	[Grey, Maroon, Grey]	GY-MN-GY
Compressed air LP (Low Pressure)	[Grey, Orange, Grey]	GY-OG-GY
Compressed air HP (High Pressure)	[Grey, Red, Grey]	GY-RD-GY
Control air / regulating air	[Grey, Violet, Grey]	GY-VT-GY
Breathing air *	[Grey, White, Grey]	GY-WH-GY
Breathing gas *	[Grey, Yellow, Grey]	GY-YEO-GY

FLAMMABLE GASES	COLOUR	TAPE REF
Hydrogen	[Yellow, Blue, Yellow]	YEO-BU-YEO
Acetylene	[Yellow, Grey, Yellow]	YEO-GY-YEO
Liquid gas	[Yellow, Violet, Yellow]	YEO-VT-YEO


FLOW ARROWS	COLOUR	TAPE REF
Flow arrows	↑↑↑↑↑↑↑↑	FA

Floor marking tape provides an affordable alternative to paint.

Adhesive floor marking tape is a durable self-adhesive PVC tape for floor marking, lane marking and hazard warning. This heavy duty self-adhesive marking tape is available in a range of clearly visible colours and striped chevrons.

FLOOR MARKING TAPE: RED

PRODUCT CODE	SIZE
FT-RD	33m x 50mm




FLOOR MARKING TAPE: YELLOW

PRODUCT CODE	SIZE
FT-YW	33m x 50mm




FLOOR MARKING TAPE: WHITE

PRODUCT CODE	SIZE
FT-WH	33m x 50mm




FLOOR MARKING TAPE: GREEN

PRODUCT CODE	SIZE
FT-GN	33m x 50mm



FLOOR MARKING TAPE: BLUE

PRODUCT CODE	SIZE
FT-BU	33m x 50mm



FLOOR MARKING TAPE: BLACK/YELLOW

PRODUCT CODE	SIZE
FT-BK-YW	33m x 50mm




FLOOR MARKING TAPE: RED/WHITE

PRODUCT CODE	SIZE
FT-RD-WH	33m x 50mm



FLOOR MARKING TAPE: GREEN/WHITE


PRODUCT CODE	SIZE
FT-GN-WH	33m x 50mm



SOLAS RETRO REFLECTIVE TAPE

Solas retro reflective tape was created to enhance visibility of life saving equipment, increasing detection during night search and rescue missions and in poor visibility.

Solas marine grade retro reflective tape, self-adhesive, spherical lens elements encapsulated by a flexible weather resistant plastic.




PRODUCT CODE	SIZE	DESCRIPTION
MRT50	45.7m x 50mm	Solas Retro Reflective

REFLECTIVE MARKER TAPES

Self-adhesive reflective marker tapes can improve safety during night time, blackouts and poor visibility.

PRODUCT CODE	SIZE	DESCRIPTION
RTRW50	25m x 50mm	Reflective Red / White



PRODUCT CODE	SIZE	DESCRIPTION
RTBY50	25m x 50mm	Reflective Black / Yellow



BARRIER TAPES

PRODUCT CODE	BTRW75
SIZE	500m x 75mm
DESCRIPTION	Barrier Red / White

PRODUCT CODE	BTBY75
SIZE	500m x 75mm
DESCRIPTION	Barrier Black / Yellow

Non-adhesive chevron barrier tape, ideal for prohibited, no entry and warning areas.



SAFETY INFORMATION TIE TAGS

Do Not Use						
TIE010 P	TIE007 P	TIE008 P	TIE001 P	TIE002 P	TIE003 P	TIE004 P
Do Not Move & No Access / Entry				Machinery Risk		
TIE009 P	TIE013 P	TIE014 P	TIE015 P	TIE006 P	TIE011 P	TIE012 P
Electrical Risk		Asbestos	Poison	Flammable Risk	Corrosive Risk	
TIE024 P	TIE025 P	TIE018 P	TIE022 P	TIE021 P	TIE023 P	
Explosive Risk		Caution / Warning		Keep Out		
TIE020 P	TIE019 P	TIE016 P	TIE017 P	TIE026 P		



Tie Tags are 150 x 75mm, printed on white rigid pvc and are available in packs of 10.
Tie Tags are used to isolate equipment under maintenance or in the event of mechanical and technical break down.

LIFE SAFETY SIGNS FOR YACHTS

JALITE AAA Photoluminescent Rigid PVC. Sign Size: 100 x 100mm


Liferaft & Lifeboat Identification			Pyrotechnics			Breathing Apparatus & Survival Suit			Lifejackets	
4412 A	4410 A	4002 A	4428 A	4018 A	4427 A	4029 A	4521 A	4422 A	4015 A	4027 A
Rescue Equipment				First Aid Facility & Equipment				Fire Fighting Equipment		
4423 A	4424 A	4425 A	4017 A	4175 A	4392 A	4347 A	4387 A	6420 A	6422 A	
Lifebuoy										
				4389 A	4388 A	4391 A	4381 A	6424 A	6421 A	
4014 A	4010 A	4011 A	4012 A							
Evacuation					Directional Arrows		Smoking Prohibited			
4008 A	4003 A	4007 A	4006 A	4026 A	4860 A	4870 A	8024 A			




PHOTOLUMINESCENT SAFETY PLANS

Jalite Photoluminescent Life Saving Appliance (LSA) / Fire Fighting Equipment (FFE) Plans

Bespoke photoluminescent safety plans are manufactured to defined customer requirements, the completed safety plan is then typically housed in one of the following weather resistant plan cases. Glass fibre reinforced plastic plan case offers moderate protection against adverse weather conditions typically encountered within an offshore environment.



316L Stainless Steel plan case offers outstanding protection against adverse weather conditions typically encountered with the offshore industry. The robust design and material selection maximises corrosion resistance to keep your safety plan conspicuous for longer.



DUAL LANGUAGE SIGNS

40" GAS PIPELINE FROM BS131 TO LPG PLANT AT MAA
خط غاز 40" من النقطة BS131 إلى مصنع غاز البترول المسال عند MAA


- Report to plant supervisor. / تقرير إلى مشرف المصنع.
- Permit required before working. / يجب الحصول على تصريح قبل بدء العمل.
- Wear safety helmet. / ارتد خوذة واقية.
- Wear safety boots. / ارتد حذاء أمان.
- No smoking inside plant. / ممنوع التدخين داخل المصنع.
- Unauthorised vehicle not permitted inside plant. / ممنوع دخول السيارات غير المصرح لها في المصنع.
- No photography. / ممنوع التصوير.
- No unauthorised entry. / ممنوع الدخول لغير المصرح لهم.
- Mobile phones not allowed. / غير مسموح بالهواتف الجواله.

Burgan fire station:-22221, 22222, 66669 and 3986373
West Kuwait fire station:-20348, 20320, 20278 and 20276
North Kuwait fire station:-23100, 23111 and 3985197

3986373 و 66669-22222, 22221 وحدة مطفئ بر جره
20276 و 20278-20320, 20348 وحدة مطفئ غرب الكويت
3985197 و 23111 وحدة مطفئ شمال الكويت

Jalite signs are available in dual languages on request.

Also available on request are aluminium signs suitable for external use that come with fixing channels and clips for easy application.



A

Assembly Station. **3, 4**
Access Prohibited. **13**
Authorised Personnel Only. **13**
Admittance Prohibited. **13**
Antistatic Footwear (PPE). **22**
Armbands (High Visibility). **28**
Assembly Station Direction Self
Adhesive Tape. **31**

B

Breathing Apparatus - EEBD. **9**
Biological Risk. **26**
Barrier Tapes. **33**

C

CCTV Identification. **12**
Car Deck. **20**
Compressed Gas Risk. **24**
Corrosive Risk. **26**

D

Deck Location. **7**
Defibrillator. **10**
Doctor / Paramedic. **10**
Drinking Water. **11**
Deluge & Gaseous
Suppression Systems. **18**
Drinking Water Prohibited. **19**
Drink / Eating Prohibited. **21**
Dual Language Signs. **35**

E

Evacuation. **1, 2**
Emergency Notices. **3**
Embarkation Station. **4**
Escape Route. **5, 6**
Escape. **5**

E

Emergency Exit. **6**
Emergency Door Operation. **7**
Emergency Stop. **9**
Emergency Equipment. **10**
Emergency Telephone. **11**
Emergency Eye Wash. **11**
Emergency Shower. **11**
Exit Prohibited. **13**
Entry Prohibited. **13**
Equipment Identification. **14**
Ear Protection (PPE). **22**
Eye Protection (PPE). **22**
Electrical Risk. **27**
Escape Route Illumination Self
Adhesive Tape. **31**
Emergency Equipment Location
Self Adhesive Tape. **31**

F

First Aid. **10**
First Aid Call Point. **10**
Fire Extinguisher Identification. **14**
Fire Fighting Equipment
Identification. **14**
Fire Point Location. **14**
Fire Point Location. **15**
Fire Fighting Equipment Notices. **15**
Fire Fighting Equipment Numbers. **15**
Fire Extinguisher labels. **15**
Fire Telephone Location. **16**
Fire Extinguisher Location. **16**
Fire Hose Location. **16**
Fire Alarm Location. **16**
Fire Fighting Equipment Notices. **17**
Foot Protection (PPE). **22**
Face Shield (PPE). **22**
Flammable Risk. **24**

F

Falling Objects / Overhead
Working. **25**
Fork Lifts Risk. **27**
Fire Fighting Equipment Location
Self Adhesive Tape. **31**
Floor Marking Tapes. **33**

G

Guards. **23**
General Warning. **24**

H

Hand Washing. **11**
Hot Work Prohibited. **21**
Head Protection (PPE). **22**
Hand Protection (PPE). **22**
High Visibility Clothing (PPE). **22**
Hand Washing Facility. **23**
High Visibility Jerkins. **28**

I

Incomplete Scaffold. **25**
International Safety Management
Code Posters. **29**

J

Jerkins (High Visibility). **28**

K

Know Your Extinguishers &
Safety Signs. **14**
Keep Closed. **23**
Keep Clear. **23**
Keep Shut. **23**

L

Lifebuoy. **1, 2**
Lifejacket. **1, 2, 22**

L

Lifeboat. **1, 3, 4**
Liferaft. **1, 3**
Lift Prohibited. **8, 21**
Lock Identification. **12**
Location Numbers. **15**
Ladder Prohibited. **20**
Lifting. **23**
Limited Headroom. **25**
Laser Risk. **26**
Low Location Lighting. **30**
Lifeboat Direction Self
Adhesive Tape. **31**

M

Mobility Impaired Access &
Assistance. **8**
Mobile Phones Prohibited. **20**
Matches / Naked Flames
Prohibited. **21**
Maintenance Prohibited. **21**
Mask (PPE). **22**
Machinery Risk. **27**
Magnetic Field Risk. **27**
Marine Pipeline Identification Tape. **32**

N

No Escape. **5**
Noise Risk. **27**

O

Oil Spill & Pollution Control. **9**
Obstruction Prohibited. **20**
Operation Prohibited. **21**
Oxidization Risk. **24**
Overhead Risk. **25**
Overhead Loads. **25**
Pyrotechnics. **1, 2**

P

Prohibition Notices. **13**
Photography Prohibited. **20**
Protective Clothing (PPE). **22**
Photoluminescent Paint
Systems. **30**
Photoluminescent Self
Adhesive Tapes. **31**

R

Rescue Equipment. **1, 2, 9**
Radio Transmitters Prohibited. **20**
Radios Prohibited. **20**
Running Prohibited. **20**
Respirator (PPE). **22**
Risk of Falling. **25**
Radioactive Risk. **26**
Radiation Risk. **26**
Reflective Marker Tapes. **33**

S

Survival Equipment. **1, 3**
Survival Instructions. **3**
Stairway & Deck Location /
Identification. **7**
Safe Area & Call Point. **8**
Special Escape & Rescue
Equipment. **9**
Stretcher. **10**
Security Instructions. **12**
Smoking Prohibited. **19**
Smoking Area. **19**
Safety Harness (PPE). **22**
Switches. **23**
Security. **23**
Security Notices. **23**
Slippery Surface. **25**
Steep Steps. **25**

S

Safety Way Guidance Direction
Self Adhesive Tape. **31**
Solas Retro Reflective Tape. **33**
Safety Plans. **35**

T

Tread Risk. **25**
Trip Hazard. **25**
Toxic Risk. **26**
Temperature Risk. **27**
Tapes (Photoluminescent
Self Adhesive). **31**
Tapes (Marine Pipeline
Identification). **32**
Tapes (Marking Tapes). **33**
Tie Tags. **34**

U

Unauthorised Personnel
Prohibited. **13**
Unauthorised Persons
Prohibited. **13**

W

Wayguidance. **5**
Work Permit. **13**
Waste control - Garbage. **19**
Welding. **22**

Y

Yacht Signs. **34**



Engineered for life safety!

www.jalitemarine.com

